



MATERIAL HANDLING EQUIPMENT

Moving, handling and storing your goods

PALLET TRUCKS

GS Hand Pallet Trucks



GS 25

The standard competitive and reliable solution for your daily needs

Equipment:

- 4 CURVES TILLER
- NYLON ROLLERS
- POLY RING STEERING WHEELS
- ON / OFF LOWERING VALVE



GS EVO

The top choice. Full optional, max easiness of use and ergonomics, complete range of frame sizes, configurations and options

Equipment:

- 3D ERGONOMIC TILLER
- POLY ROLLERS
- POLY RING STEERING WHEELS
- PROPORTIONAL LOWERING VALVE
- ENTRANCE/EXIT ROLLERS

Options:

- QUICK LIFT
- COVERED TILLER
- ALL TYPES OF STEERING WHEELS AND ROLLERS
- ALL FORKS SIZES

Complete range of solutions:

- 3 TONS CAPACITY
- SILENT VERSION PIEK
- CERTIFIED
- LOW PROFILE FORKS
- GALVANIZED
- STAINLESS STEEL

L2: 400 mm

Aisle width (EPAL): 1835 mm

Drive and lift: manual



2500 kg



800,1150 mm



525 mm



2000-3000 kg



600-2400 mm



400-685 mm

PX-GS/P Scale trucks



PX 20-25

Accurate, competitive and reliable

Equipment:

- CAPACITY: 2000 kg (PX20) 2500 kg (PX25)
- DIVISION: 2 kg (PX20) 0,5 kg (PX25)
- 4 LOAD CELLS
- ACCURACY 0,1% (PX20) 0,05% (PX25)
- POLY TANDEM ROLLERS
- POLY STEERING WHEELS
- RETRO ILLUMINATED LCD DISPLAY
- 3 CURVES TILLER
- ON / OFF LOWERING VALVE

Options PX25: • agile



GS/P

The best accuracy and weighing features. Full range of options

Equipment:

- CAPACITY: 2500 kg
- DIVISION: 0,5 kg
- 4 LOAD CELLS
- ACCURACY: 0,05%
- POLY TANDEM ROLLERS
- POLY STEERING WHEELS
- LARGE LCD DISPLAY
- 3D ERGONOMIC TILLER
- PROPORTIONAL LOWERING VALVE
- IP65 PROTECTION

Options:

- QUICK LIFT
- CE-M HOMOLOGATION
- STAINLESS STEEL
- PRINTER
- agile

L2: 411 mm

Aisle width (EPAL): 1851 mm

Drive and lift: manual



2000-2500 kg



1185 mm



555 mm



2500 kg



1185 mm



555 mm

HX Scissor Lifts



HX10M

Compact and reliable with double cylinder system and quicklift to maximize efficiency and visibility and reduce operator effort

Equipment:

- QUICK LIFT
- PROPORTIONAL LOWERING VALVE
- POLY ROLLERS
- POLY STEERING WHEELS

Options: • STAINLESS STEEL

- SCALE



HX10E

The top electric scissor lift with double cylinder system to maximize efficiency and visibility. Available with autolevelling option to facilitate your work and weighing scale version y en versión pesadora

Equipment:

- POLY ROLLERS
- RUBBER STEERING WHEELS
- BATTERY (C20) 12V/60Ah
- BATTERY CHARGER INCLUDED

Options:

- AUTOLEVELLING SYSTEM
- ON-BOARD CHARGER
- STAINLESS STEEL
- SCALE

L2: 376 mm Aisle width (EPAL): 1779 mm

Drive and lift: manual

L2: 540 mm Aisle width (EPAL): 1948 mm

Drive: manual. Lift: electric



1000 kg



1150-2000 mm



540-680 mm



800 mm

AGILE Semi electric pallet trucks



agile LI-ION | agile PLUS LI-ION

The first innovative pallet truck with two traction wheels and full range of fork sizes

AGILE Equipment:

- 2 RUBBER TRACTION WHEELS
- 3D ERGONOMIC TILLER
- ALL FRAMES SIZES
- POLY ROLLERS
- LI-ION BATTERY 36V/10,4Ah

Options:

- QUICK LIFT
- FAST CHARGER
- DESK CHARGER (FAST)



AGILE PLUS Equipment:

- 2 RUBBER TRACTION WHEELS
- 3D ERGONOMIC TILLER
- ALL FRAMES SIZES
- POLY ROLLERS
- EXTRA POWER LI-ION BATTERY 36V/12,8Ah
- ON-BOARD COMPUTER WITH DISPLAY
- MAX. SPEED SETTING



Options:

- QUICK LIFT
- FAST CHARGER
- DESK CHARGER (FAST)
- SCALE
- WEATHERPROOF GALVANIZED
- STAINLESS STEEL
- SILENCE

L2: 450 mm

Aisle width (EPAL): 2063 mm

Drive: electric. Lift: manual



1200 kg



800-2000 mm



525-685 mm



5,3 km/h

CX12 Electric pallet trucks



CX12

The most compact EPT in the market (aisle width lower than HPT)

Versions Available:

- STANDARD
- GEL
- EVO GEL



1200 kg



800-1150 mm



520 mm



4,8-5,0 km/h

L2: 360 mm Aisle width (EPAL): 1782 mm Drive and lift: electric

CX14 Electric pallet trucks



CX14

Robust compact and reliable with the highest performance in the category

Versions Available:

- STANDARD
- GEL
- EVO GEL
- EVO LI-ION



1400 kg



800-1150 mm





525-685 mm



4,8-6,0 km/h

L2: 410 mm Aisle width (EPAL): 1810 mm Drive and lift: electric

CX12-14 Equipment

	STANDARD	GEL	EVO GEL	EVO LI-ION
MOTORWHEEL	DC Motorwheel		AC Motorwheel AC	
TILLER	 <p>Tiller with:</p> <ul style="list-style-type: none"> • Fingertip control • Turtle button 		 <p>Ergonomic tiller with:</p> <ul style="list-style-type: none"> • Battery status indicator • Hourmeter • Turtle button • Boost button (CX14) 	
BATTERY CX12	Starting Type 24V/60Ah (C20)	Long life GEL battery - Premium brand 24V/40 Ah (C5)		-
BATTERY CX14	Starting Type 24V/70Ah (C20)	Long life GEL battery - Premium brand 24V/65 Ah (C5)		Lithium 24V/50Ah (C5) LI-ION
BATTERY CHARGER	On-board			

EX Electric pallet trucks



EX15L LI-ION

Compact and reliable EPT for light duty use with lithium removable battery

Equipment:

- ERGONOMIC TILLER WITH BATTERY STATUS INDICATOR AND HOURMETER
- HEAVY DUTY FORK CARRIAGE
- POWERFUL 0,75 KW DRIVE MOTOR
- REMOVABLE LI-ION BATTERY 24V/20AH



1500 kg



1150 mm



560 mm



5 km/h

L2: 488 mm

Aisle width (EPAL): 1939 mm

Drive and lift: electric

QX Electric pallet trucks



QX20 EVO

Pedestrian driven heavy-duty EPT with powerful traction battery, high performance

Equipment:

- ERGONOMIC TILLER WITH 8 LEVELS BATTERY STATUS INDICATOR
- HOURMETER
- HEAVY DUTY FORK CARRIAGE
- POWERFUL AC DRIVE TECHNOLOGY 1,1 KW MOTOR
- TRACTION BATTERY 24V/210AH
- VARIABLE SPEED DEPENDING ON THE TILLER WORKING POSITION TO ENSURE EASINESS OF USE

Options (for both versions):

- Li-ION battery 24V/210 Ah

- Automatic battery refilling system

- Load Backrest



QX20P EVO

Platform high performance heavy-duty EPT with powerful traction battery and power steering

Equipment:

- ERGONOMIC TILLER WITH 8 LEVELS BATTERY STATUS INDICATOR
- HOURMETER
- HEAVY DUTY FORK CARRIAGE
- ELECTRIC POWER STEERING
- CUSHIONED STAND-ON FOLDABLE PLATFORM WITH SIDE ARMS
- POWERFUL AC DRIVE TECHNOLOGY 2,5 KW MOTOR
- TRACTION BATTERY 24V/375AH
- VARIABLE SPEED DEPENDING ON THE TURNING ANGLE



L2: 598 mm

Aisle width (EPAL): 2015 mm

Drive and lift: electric



2000 kg



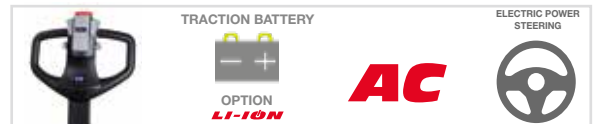
1000-1150 mm



540-685 mm



6 km/h



L2 Platform closed/open: 710/1137 mm

Aisle width (EPAL) platform closed/open: 2184/2634 mm

Drive and lift: electric



2000 kg



1000-1150 mm



540-685 mm



12 km/h

PALLET STACKERS

MX Manual Pallet Stackers



Robust and resistant manual stacker

Equipment:

- 4 CURVES COVERED TILLER
- NYLON ROLLERS
- NYLON STEERING WHEELS
- PROPORTIONAL LOWERING VALVE
- FOOT BRAKE
- FOOT PEDAL



1150 mm



550 mm

MX 5/10



500 kg



1000 mm

MX 5/16



500 kg



1600 mm

MX 10/16



1000 kg



1600 mm

Aisle width: 2166 mm

Drive and lift: manual

TX Semi electric Pallet Stackers



Manual traction and electrohydraulic lifting technology

Equipment:

- 4 CURVES TILLER
- NYLON ROLLERS
- RUBBER STEERING WHEELS
- ON / OFF LOWERING VALVE
- FOOT BRAKE



1150 mm 560 mm

Straddle

Version

TX 10/09-16-20



1000 kg



900-1600-2000 mm

Aisle width: 2336 mm

Battery: 12V/70Ah

TX 12/25-29-35



1200 kg



2500-2900-3500 mm

Aisle width: 2540 mm

Battery: 24V/70Ah

Drive: manual. Lift: electric

RX Electric Pallet Stackers



The most compact in the stackers' range with single mast, allowing a comfortable and safe use

Versions Available:

- STANDARD
- GEL
- EVO GEL
- EVO LI-ION

Options:

- Autolevelling (for RX10/16 EVO)



1150 mm 560 mm



4,3 km/h

Straddle

Version

RX 10/09-16



1000 kg



900-1600 mm

Drive and lift: electric

Aisle width: 2120 mm

GX Electric Pallet Stackers



Powerful and reliable stacker with double mast, it is the ideal solutions to work in confined spaces

Versions Available:

- STANDARD
- GEL
- EVO GEL
- EVO LI-ION

FreeLift

Version
(only 12/29
and 10/42)



1150 mm 560 mm

Straddle

Version



5,2 km/h

GX 12/25-29-35-42



1200 kg



2500-2900-3500-4200 mm

Aisle width: 2210 mm

GX 10/42 Triplex

(Only EVO)



1000 kg





4200 mm

Aisle width: 2240 mm

Drive and lift: electric

RX-GX Equipment

	STANDARD	GEL	EVO GEL	EVO LI-ION
FORKS CONTROL	ON-OFF		Fully proportional	
TILLER	 <p>Tiller with:</p> <ul style="list-style-type: none"> • Fingertip control • Turtle button 		 <p>Ergonomic tiller with:</p> <ul style="list-style-type: none"> • Battery status indicator • Hourmeter • Turtle button 	
BATTERY RX	Starting Type 24V/70Ah (C20)	Long life GEL battery - Premium brand 24V/50 Ah (C5)		Lithium 24V/50Ah (C5) LI-ION
BATTERY GX	Starting Type 24V/85Ah (C20)	Long life GEL battery - Premium brand 24V/105 Ah (C5)		Lithium 24V/80Ah (C5) LI-ION
BATTERY CHARGER	On-board			

LX Electric Pallet Stackers

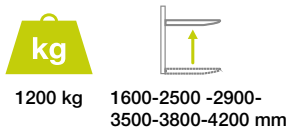
Strong and reliable full optional stacker, for heavy duty use, equipped with traction battery

Equipment:

- ERGONOMIC TILLER WITH 8 LEVELS BATTERY STATUS INDICATOR
- TRACTION BATTERY 24V/225-300AH
- HOURMETER
- PROPORTIONAL FORKS CONTROL FOR BETTER AND FASTER LOADING/UNLOADING

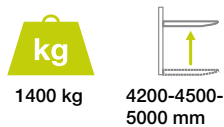


LX 12/16-25-29-35-38-42



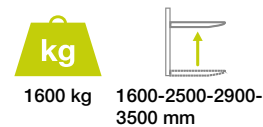
Aisle width: 2330 mm

LX 14/42-45-50 Triplex



Aisle width: 2380 mm

LX 16/16-25-29-35



Aisle width: 2365 mm

Drive and lift: electric



Straddle
Version

FreeLift
Version

(only 12/29, 14/42, 14/45, 14/50)

Options:

- Operator platform
- Automatic battery refilling system

TASK ASSIST VEHICLES AND LIFTING TABLES

LP Lifting Platforms

Light, reliable, user friendly platform with electric lifting for daily use



LP12

Equipment:

- ALUMINUM MADE
- MAX PLATFORM HEIGHT: 3 m
- REMOVABLE BALLAST
- 4 CASTOR WHEELS
- CENTRAL LOCKING SYSTEM
- BUILT-IN CHARGER
- SELF-CLOSING DOOR
- REMOVABLE STABILIZERS



Drive: manual. Lift: electric

OP Vertical order pickers

The ergonomic full optimal professional medium level order picker
Intuitive user interface

Perfect and precise driving control over the vehicle

Complete set of safety sensors ensuring maximum protection and ease use of the vehicle



OP

Equipment:

- MAX PLATFORM HEIGHT: 3 m
- TRUCK SIZE: 1365x1440x750 mm
- TURNING RADIUS: 1290 mm
- ELECTRIC ADJUSTABLE PICKING PLATFORM
- AUTOMATIC DOOR LOCKING
- LOWERING WARNING SOUND
- DRIVE UNIT DC

Option:

- LI-ION



Drive and lift: electric

LT Lifting Tables

Scissor lift mobile working table with foot-operated hydraulic pump



Equipment:

- FOOT PEDAL
- POLY WHEELS
- LOCKING FUNCTION
- FOOT BRAKES
- SINGLE SCISSOR (LT15-30-80)
- DOUBLE SCISSOR (LT35D)
- FOLDING HANDLE (LT15-30)

LT15-30-35D-80



Drive and lift: manual

Straddle Version Available

STACKERS

MX - TX - RX - GX - LX

All stackers are also available in straddle version, which gives the possibility to adjust forks and clamps for great versatility in the handling of pallets of different sizes.



Stainless Steel Version Available

The stainless steel series, available in a several number of models, is the ideal tool to handle loads in humid and damp conditions. It is suitable for environments where high hygienic standards are enforced, such as the chemical, pharmaceutical or food & beverage industry.



Hand Pallet Truck 1

Scale GS/P 2

Manual / Electric Scissor Lift 3

Agile* - Agile Scale* 4

*Not suitable for high pressure washing

Stackers most dimensions

	HEIGHT, MAST LOWERED	FREE LIFT	LIFT	HEIGHT, MAST EXTENDED	OVERALL LENGHT	LENGHT TO FACE OF FORKS	OVERALL WIDTH	RESIDUAL LIFTING CAPACITY AT MAX HEIGHT
	h1	h2	h3	h4	l1	l2	b1	kg
	mm	mm	mm	mm	mm	mm	mm	kg
MX 510	1490	910	910	1490	1690	540	740	500
MX 516	1970	1510	1510	1970	1690	540	740	500
MX 1016	1970	1510	1510	1970	1690	540	740	1000
TX 10/09	1300	810	810	1300	1750	600	750	1000
TX 10/16	1970	1510	1510	1970	1750	600	750	1000
TX 10/20	2370	1910	1910	2370	1750	600	750	1000
TX 12/25	1780		2410	2985	1850	700	850	1200
TX 12/29	1980		2810	3385	1850	700	850	800
TX 12/35	2250	80	3410	3915	1850	700	850	600
RX 10/09	1270	810	810	1270	1675	522	794	1000
RX 10/16	1970	1510	1510	1970	1675	522	794	1000
GX 12/25	1787		2410	2992	1760	610	800	1200
GX 12/29	1987		2810	3392	1760	610	800	800
GX 12/29 Free Lift	1965	1402	2810	3372	1760	610	800	800
GX 12/35	2250	80	3410	3916	1760	610	800	600
GX 12/42	2600	80	4110	4616	1760	610	800	400
GX 10/42 Triplex	1985		4110	4725	1800	650	800	400
GX 10/42 Triplex Free Lift	1994	1370	4110	4734	1800	650	800	400
LX 12/16	1965	1510	1510	1965	1920	765	800	1200
LX 12/25	1787		2410	2992	1920	770	800	1200
LX 12/29	1987		2810	3392	1920	770	800	1000
LX 12/29 Free Lift	1965	1402	2810	3372	1920	770	800	1000
LX 12/35	2250	80	3410	3916	1920	770	800	800
LX 12/38	2435	80	3760	4265	1920	770	800	800
LX 12/42	2600	80	4110	4616	1920	770	800	600
LX 14/42 Triplex	1985		4110	4725	1966	816	800	800
LX 14/42 Triplex Free Lift	1994	1370	4110	4734	1966	816	800	800
LX 14/45 Triplex	2080		4410	5020	1966	816	800	800
LX 14/45 Triplex Free Lift	2089	1510	4410	5029	1966	816	800	800
LX 14/50 Triplex	2285		5025	5635	1966	816	800	800
LX 14/50 Triplex Free Lift	2294	1675	5025	5644	1966	816	800	800
LX 16/16	1965	1510	1510	1965	1944	795	800	1600
LX 16/25	1765		2410	2970	1944	795	800	1600
LX 16/29	1965		2810	3370	1944	795	800	1400
LX 16/35	2265		3410	3970	1944	795	800	1100

Distributed by

WE ARE THE ENERGY GENERATION!

www.lifter.it | www.pramac.com | www.pramacparts.com

The product images shown are for illustration purposes only and may not be an exact representation of the product. The manufacturer reserves the right to introduce changes to models and features without prior notice.
EN/04_2021_rev.5

